

## Religious Studies in Lockdown

Adapting to life in lockdown has been difficult for many of us and adapting to life at home will have been a struggle for thousands of people across the country. Students and carers alike were worried about how our education would be affected because of school closure. However, over the almost four months in lockdown, our religious studies work has been engaging, enjoyable, and easily accessible, thanks to the website created by Mr Stone: [questioningeducation.co.uk](http://questioningeducation.co.uk). Here we have been able to find updated resources for our home learning and any information on the project qualifications. These include downloadable resources and PowerPoints to follow during lessons, examples of work completed by students, and reminders for our next live Teams meetings.

## Protecting our environment campaign:

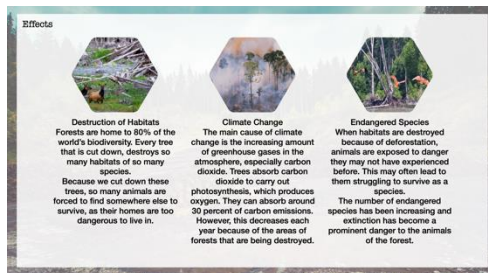
During the first six weeks of lockdown, we were assigned a project to research into and create a campaign to promote protection of the environment. This was a great activity to learn more about issues we were passionate about, while also being able to express our creativity. By the end of the six weeks we should have produced at least four different ways to present our campaign, choosing from a range of different options, such as

filming an advert or writing a song. I chose the following components to create a campaign

on deforestation: two different posters, a PowerPoint presentation, a leaflet and a website. By doing this, I learned many new things about deforestation and religious views on deforestation, and also new skills when designing my website and posters while also having fun.


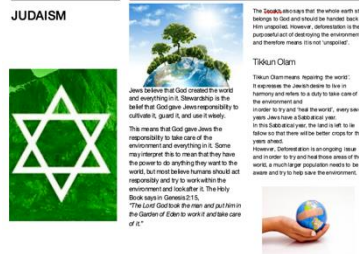


My Website - <https://7785046.wixsite.com/deforestation>



Campaign Posters


## Some of my PowerPoint Slides



My Leaflet

**Religion in the Creative and Performing Arts:**

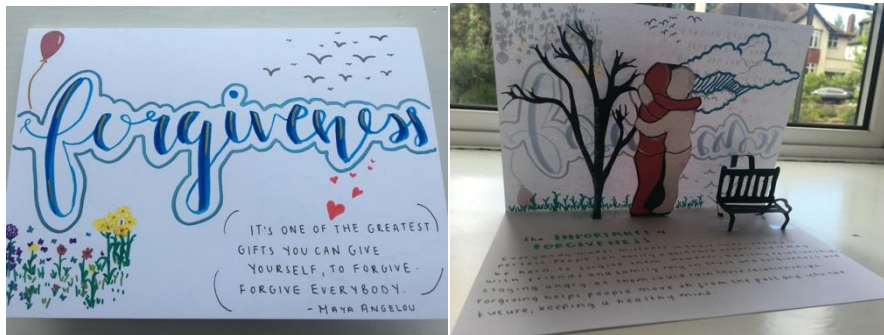

Over the recent weeks, we have also been looking at links between art and religious studies. So far, we have studied paintings, tapestries, statues and stories. The activities set for us have been very enjoyable, giving us a large range of choices and lots of room for creativity. One of my favourite pieces to create was a design for a tapestry – here we got to choose an influential person, or someone who inspires us, and design a tapestry based around them, using symbols and other representation. I also enjoyed creating



My Collage Based on the Ramayana


and writing about my images inspired by representation of the Buddha.

My Tapestry based on Freddie Mercury



My Poster based on the Themes in a Painting by Rembrandt

I am really looking forward to what future lessons in Religious Studies have in store us and I am sure the standard will be just as excellent as those before.



My Images based on Representation of the Buddha